

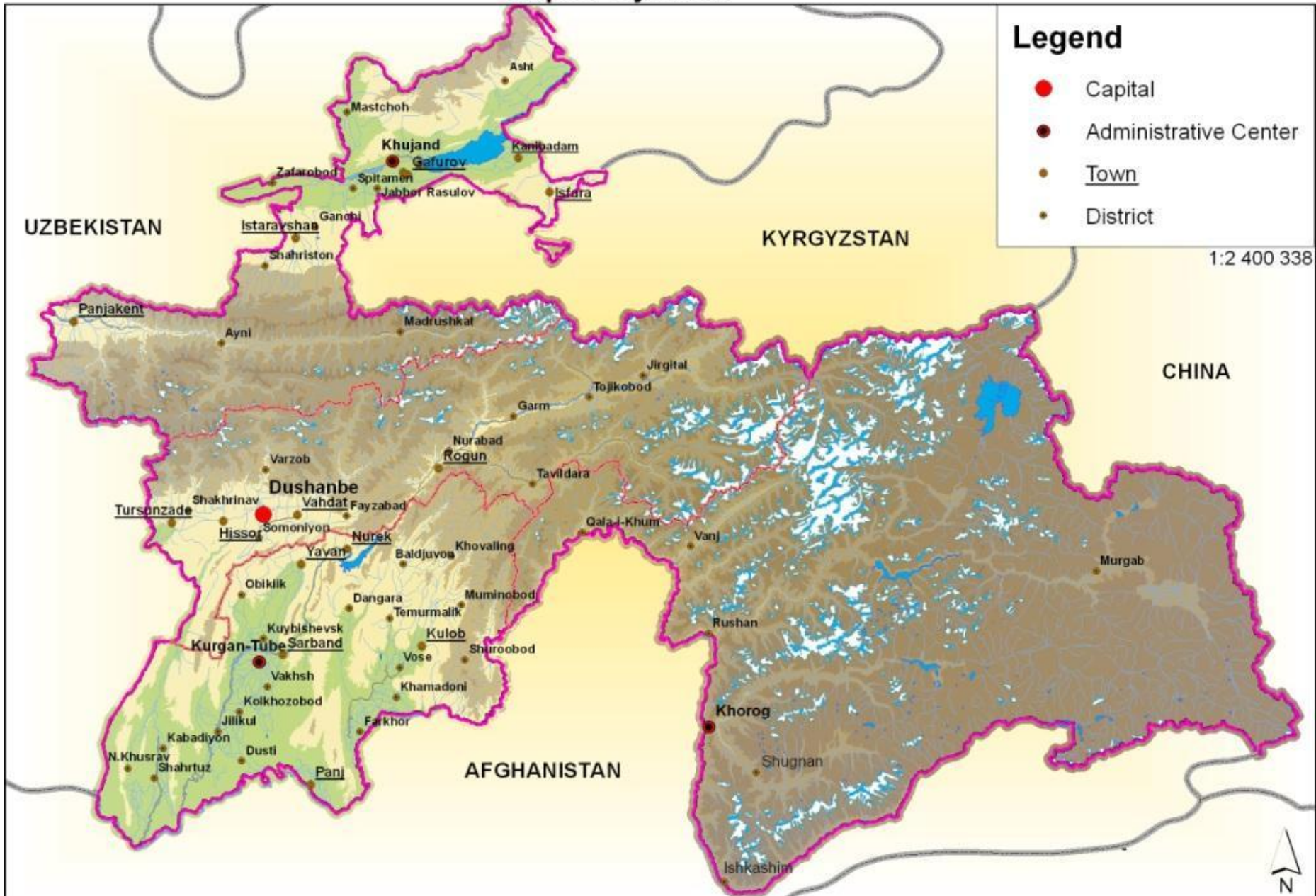
Monitoring & Early Warning in Tajikistan

MONTHLY REPORT

APRIL 2013



Map of Tajikistan



GENERAL TRENDS

NATURAL HAZARDS

In April, the most likely emergencies will be due to floods and flash floods, particularly in Yakhsu and Kizilsu Rivers.

WEATHER

In April, temperatures will be above long term averages. Precipitation is expected to be within long term averages nationwide.

ENERGY SECURITY

Electricity production in March 2013 increased to 1.5% compared to February, 2013. The water level in Nurek reservoir is 4.14 m above the same period of last year. Restrictions on electricity supplies were lifted on 7 March 2013. In March, 40.4 million kWh of electricity was supplied to Afghanistan.

FOOD SECURITY

Wheat flour prices remain at or close to historic highs in the main and regional markets of the country. High prices are likely to continue and place pressure on vulnerable families to meet food needs.

HEALTH

With the beginning of spring, the risk of acute intestinal infections and water-borne diseases increases. Possibility of increase of risk of food poisoning due to consumption of homemade conserved products (vegetables) is also expected.

MIGRATION AND REMITTANCES

Cumulative out migration levels were higher in March 2013 than the same period last year. Remittances are running at higher levels in March 2013 (up 10%) than for March 2012.

ECONOMY

February 2013, GDP totaled 3,898.4 million Tajik Somoni (818.9 million USD). Industrial production increased by 2.3% compared to the same period in 2012. Consumer price inflation is 1.1%, compared to December 2012. Total bank credits as of 1 March 2013 totaled 5.7 billion Tajik Somoni (1,199 million USD). The amount of credit provided in different sectors of economy reached 1.2 billion Somoni (252 million USD). The February 2013 foreign trade turnover equaled 785.7 million USD, 5% less than the same period in 2012. Exports totaled 242.5 million USD and imports 543.2 million USD. Due to a lack of piped natural gas, Tajcement is not currently producing cement. However, TALCO is using “synthetic” gas, made from coal, to meet their gas requirements.

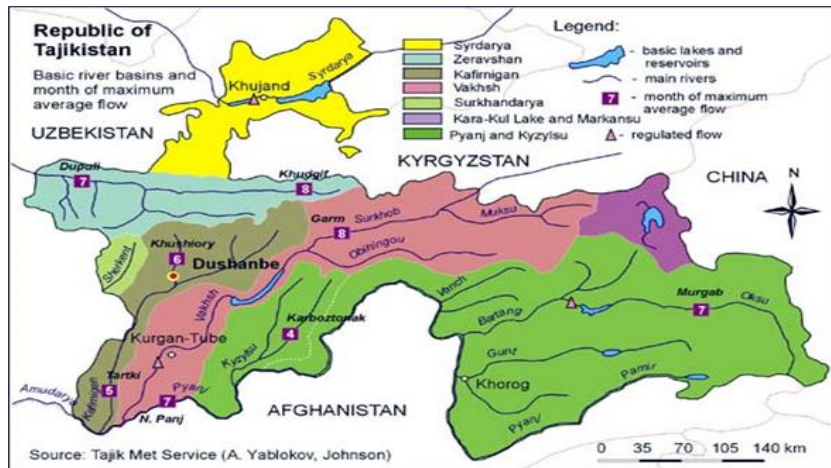
Contents

1.	<i>HAZARDOUS EVENTS</i>	4
1.1.	<i>Possible Events in April 2013</i>	4
1.2.	<i>Hazard Events in March 2013</i>	4
2.	<i>WEATHER CONDITIONS</i>	5
2.1.	<i>Forecast for April 2013</i>	5
2.2.	<i>Weather Summary for March 2013</i>	5
3.	<i>ENERGY</i>	6
3.1.	<i>Electricity Production</i>	6
3.2.	<i>Electricity Consumption</i>	6
3.3.	<i>Natural Gas</i>	7
3.4.	<i>Coal</i>	8
3.5.	<i>Nurek HEP Reservoir Levels</i>	8
4.	<i>FOOD SECURITY</i>	9
4.1.	<i>Summary of Reports</i>	9
4.2.	<i>Cereal prices</i>	11
4.3.	<i>Fuel prices</i>	11
5.	<i>HEALTH</i>	12
6.	<i>ECONOMIC TRENDS</i>	13
6.1.	<i>General Trends</i>	13
6.2.	<i>Labor Migration</i>	14
6.3.	<i>Employment</i>	15
6.4.	<i>Exchange rate</i>	16
6.5.	<i>Remittances</i>	16
	<i>Annex A- Weather Forecast for April, 2013</i>	17

1. HAZARDOUS EVENTS

1.1. Possible Events in April 2013

The Information Management and Analytical Center (IMAC), Committee of Emergency Situations and Civil Defense (CoES), Government of Tajikistan, reports that based on multi-year observations, April usually faces an intense level of natural disasters, particularly from heavy rain, floods, flashfloods and mudflows. Areas of specific concern for floods and flash floods at the Yakhsu and Kizilsu Rivers. Flood risk may increase in case of intense rain with high temperatures, or abnormally high temperatures causing severe snow melting in the mountains. The risk of avalanche remains in April, particularly with new snow and freezing weather. There is also risk of damage due to snowfall and frost.



Historical Data on Hazard Events in April														
2000-2012														
Type of Hazard	2000	2001	2002	2003	2004	2005	2006	2007	2008	2009	2010	2011	2012	Total
Earthquakes		1		1	10			4	1	9	3		3	32
Flooding (flash)	2	1	7	19	11	10	1	2	6	1			5	65
Flooding (river)	1	2	22	25	17	11	4	13	4	6	10	2	41	158
Rock falls											2			2
Landslides	2	2	4	4	3	10	2	3	1	2	2		11	46
Heavy Rainfall	4	5	33	66	12	9	18	14	8	12	6		19	206
Snow						2							1	3
Avalanches						1		1					6	8
Strong Winds	5	1	5	8	14	2	11		1		1		2	50
Hail	2		4		1	1	11						10	29
Severe Freezing	1					1								2
Total	17	12	75	123	68	47	47	37	21	30	24	2	98	601

1.2. Hazard Events in March 2013

CoES reported 16 significant hazard events in March 2013, including 2 significant earthquakes, 3 avalanches, 1 landslide and rock fall, 2 floods and 1 case of strong winds. For the latest detailed information see the online disaster overview situation report for March 2013 prepared by UNDP DRMP and CoES at:

<http://untj.org/country-context/coordination-mechanisms/disaster-management/disaster-situation-reports/52-disaster-situation-reports>

2. WEATHER CONDITIONS

2.1. Forecast for April 2013¹

The Tajik Hydrometeorology Center forecasts that the average temperatures in April 2013 will be:

- 2 to 3°C above long term averages in Khatlon and Sughd Provinces and at lower elevations of Direct Ruled Districts (DRD);
- 4 to 5°C above long term averages in Gorno-Badakhshan Autonomous Oblast (GBAO).

Monthly precipitation is expected to be within the long term averages countrywide. See **Annex A** for a more detailed forecast for April 2013.

2.2. Weather Summary for March 2013

In March the average monthly temperatures for all Tajikistan were 2 to 4°C above the long-term average (5°C at the higher elevations of GBAO). Average temperatures were:

- At lower elevations and in the foothills, 8 to 13°C,
- At higher elevations, 2 to 7°C (in Darvaz district 10.5°C),
- At higher elevations of GBAO, - 3 to -5°C (in Bulunkul -9°C).

Warm temperatures were dominant for most of the month except for 7 to 10 and 31

March, when short periods of cold weather were observed. Average daily temperatures for these dates 4 to 8°C below the norm.

For the rest of the month, maximum temperatures at lower elevations fluctuated from 14 to 27°C, at the higher elevations from 2 to 7°C. In the third decade of the month temperatures increased to 22 to 27°C (in Darvaz district to 23°C).

Intense precipitation occurred on 8 to 9 March when 2 days of precipitation in Dushanbe totaled 57 mm. In Hissar (DRD) precipitation (rain and snow) totaled 53 mm. On 9

March, in Hissar snowfall totaled 30 mm, in Maykhura (DRD) , 57 mm, in Gushara (DRD), 68 mm; and in Penjikent (Sughd Province), 59 mm.

Monthly precipitation at the lower elevations of the country was below the long term averages. At the higher elevation, precipitation was above the long term averages.

Average Expected Precipitation – April 2013		
Region		Precipitation
Khatlon Province	Lower elevations	54-108 mm
	Foothills	166-194 mm
Sughd Province	Lower elevations	18-50 mm
	Higher elevations	46-67 mm
DRD	Lower elevations	94-115 mm
	Higher elevations	48-142 mm
GBAO	West	42-49 mm
	East	7-11 mm

Actual Monthly Precipitation	
Region	% of average
Sughd Province	135-232 %
Khatlon Province	14-72%
DRD	14-72%
Dushanbe	117-172%
Western GBAO	90-141%
Eastern GBAO	135-232 %

¹ The information in Sections 2.1 and 2.2 and Annex A is based on reports from the State Agency for Hydrometeorology of Tajikistan.

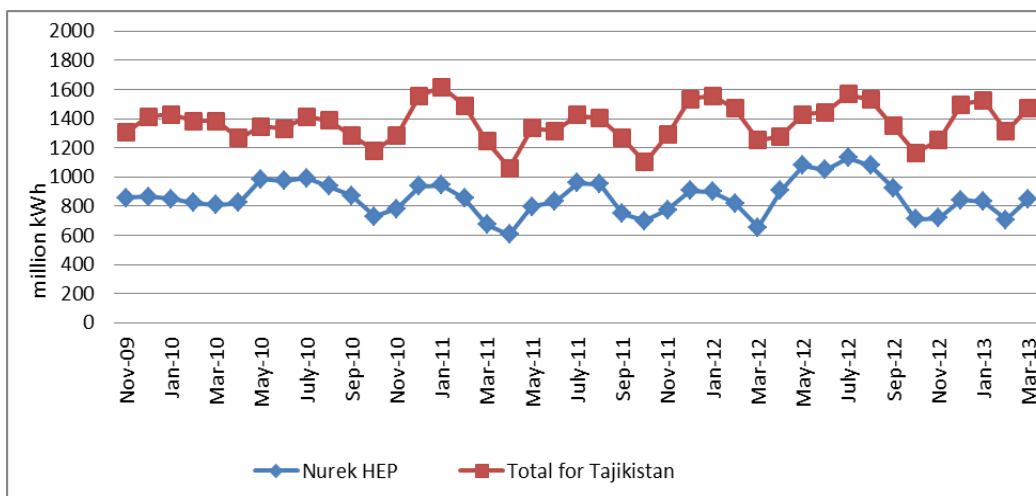
3. ENERGY

3.1. Electricity Production ²

Barki Tojik reported that total electricity generation in March was 1,472 million kilowatt-hours (kWh), or an average of 47.5 million kWh per day. Electricity production in March increased by 1.5% (46.8 million kWh) compared to February 2013.

Electricity production in March 2013 was 219 million kWh more than in March 2012 (See Section 3.5, below.). (Contact the MEWS Center at earlywarning.tj@undp.org for historical data on electricity production).

Total Electricity Production – November 2009 – March 2013 (million kWh)



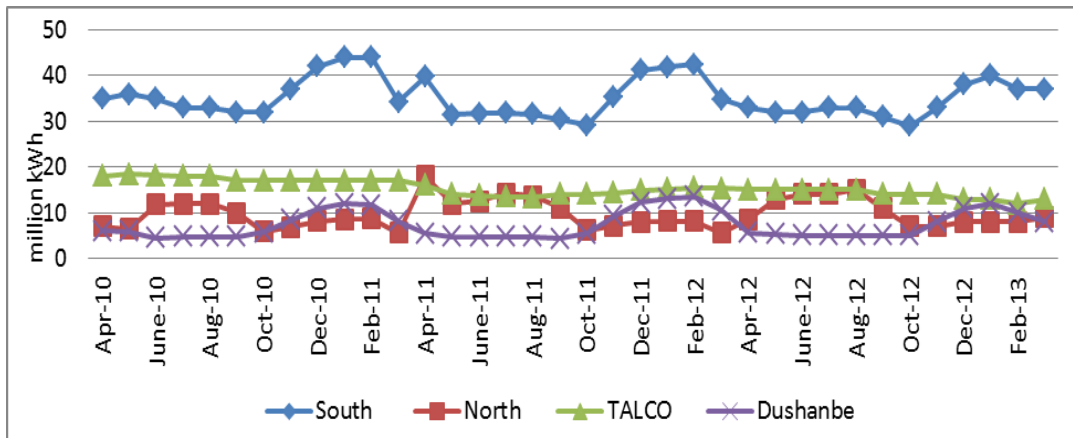
3.2. Electricity Consumption

Average daily electricity consumption by major regions of Tajikistan and by the Tajik Aluminium Company (TALCO), the largest commercial energy consumer, is indicated in the following table. Total electricity consumption in March was 1,427 million kWh, 12.6% more than in February 2013. In March, 2013 electricity consumption was 172 million kWh more than in March 2012 (1,255 million kWh), (Contact the MEWS Center at earlywarning.tj@undp.org for historical data on electricity consumption). In March, 40.4 million kWh of electricity was supplied to Afghanistan.

Due to favourable condition for the refilling of Nurek dam, all electricity use restrictions were lifted on 7 March. In 2012 the restriction on electricity use was lifted on 1 April.

² Data on electricity generation and consumption is provided by the Monitoring and Early Warning System (MEWS) GoT expert from Barki Tojik.

Average Daily Electricity Consumption – April 2010 – March 2013 (million kWh)



3.3. Natural Gas

Piped natural gas is no longer being imported to Tajikistan from Uzbekistan as the supply contract, which expired at the end of 2012, has not been renewed.

Tajikistan produces a limited quantity of natural gas. Historically, the major supply of (piped) natural gas has been Uzbekistan, with the major users being industry, particularly TALCO and Tajcement. Most domestic use of piped gas stopped due to cost and supply problems.

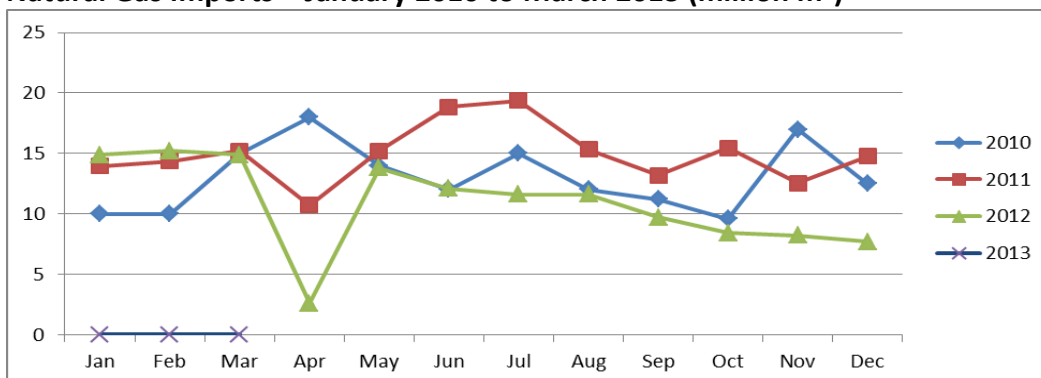
TALCO is currently using “synthetic” gas produced from coal. Tajcement has stopped using piped gas and is not producing cement at present.

Tajikistan also imports liquefied gas by tanker and rail car. For the first three months of 2013, 41,799.6 tons of liquefied gas has been imported from Kazakhstan, which is 23,685.1 tons more than in the same period of last year. In March 2013 imports of liquefied gas totaled 32,093.9 tons. Due to high petrol prices, more than 40% of country’s transportation uses liquefied gas.

Natural Gas Imports by Tajikistan, 2004 – 2013

Year	2004	2005	2006	2007	2008	2009	2010	2011	2012	To March 2013
million m ³	622.5	629	635	644.7	512.7	216.7	156.3	178.95	132.4	0

Natural Gas Imports – January 2010 to March 2013 (million m³)



3.4. Coal

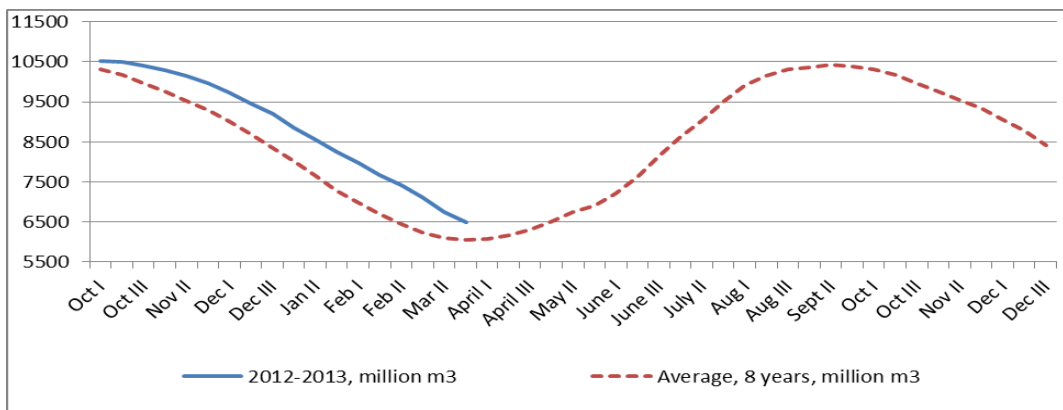
According to the Ministry of Energy and Industry, for the first three months of 2013, 53,394 tons of coal were produced in Tajikistan. During March 2013, 20,045 tons of coal were produced, 1,726 tons more than in February 2013, and 13,187 tons more than in the same period of March 2012. Coal production has increased due to a shift from more expensive natural gas and electricity to more economical coal.

From 2007 to date, 154 enterprises have shifted to coal as their energy source, and the annual need is estimated at 205,380 tons. Household heating, particularly in rural areas, is also a major use of coal.

3.5. Nurek HEP Reservoir Levels

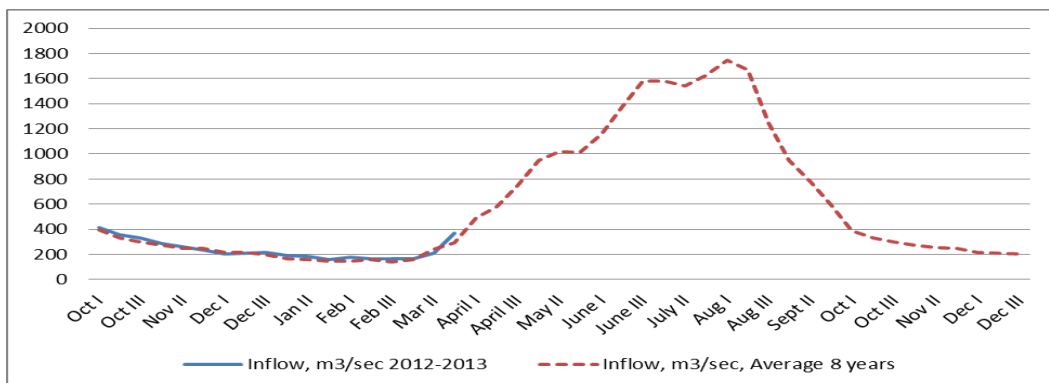
The **Water Volume – Nurek HEP** chart below shows the volume of the water in the Nurek Hydro-Electric Power (HEP) reservoir at the end of March 2013 compared to average volume over the last eight years (2004 to 2012). In late March 2013 the water level in Nurek HEP was 862.6 meters above sea level, 12.05 meters lower when compared to February, 2013 and 5.6 m above the “dead level” (857 m)³. The water volume in reservoir in the current year is 4.14 m above the same period of last year.

Water Volume – Nurek HEP (million m³)



The **Water Inflow – Nurek HEP** chart below shows water inflows into the Nurek HEP. At the end of March 2013, the water inflow was 367 m³/sec, 76.8 m³/sec above the 2004-2012 average of 290.2 m³/sec.

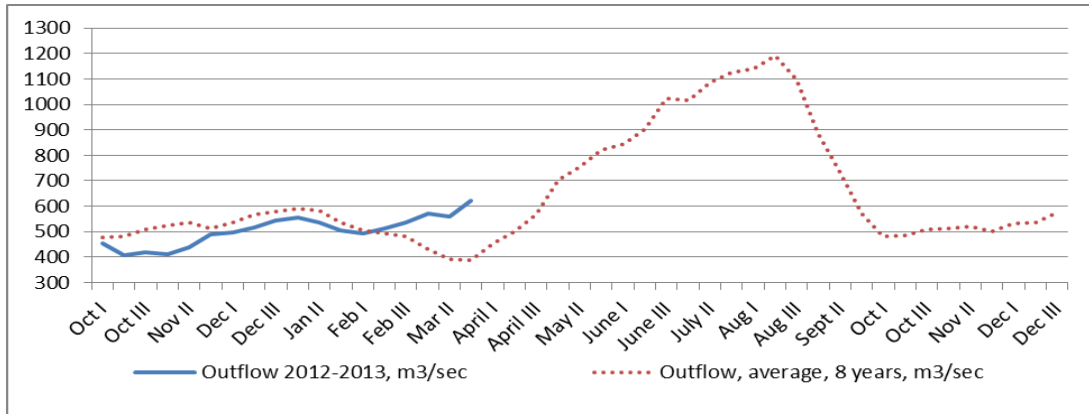
Water Inflow – Nurek HEP (million m³)



³ Data obtained from Barki Tojik

As indicated in the **Water Outflow – Nurek HEP** chart below, releases from Nurek HEP in the end of March averaged 621 m³/sec, close to double the eight-year average (388.1 m³/sec).

Water Outflow – Nurek HEP (m3/sec)



4. FOOD SECURITY

4.1. Summary of Reports

According to the Ministry of Economic Development and Trade of Republic of Tajikistan (MEDT) the main imported food products are grain and wheat flour. During the first two months of current year, 107,500 tons of grain and 42,200 tons wheat were imported, 5.9% less grain and 58.4% less wheat flour in comparison to last year.

At the end of March 2013, prices changed insignificantly in comparison to the beginning of the month. As of 29 March 2013, the average price of one sack of locally produced first grade wheat flour (50 kg) was 147 Somoni (30.9 USD), 1.7 Somoni more compared to the beginning of the month. Second grade wheat flour was 139 Somoni (29.2 USD) which is 1.8 Somoni cheaper. The price of wheat flour produced in Kazakhstan was 149 Somoni (31.4 USD), 1.80 Somoni less compared to prices at the beginning of the month. The price of second grade wheat flour from Kazakhstan was 140.1 Somoni (29.2 USD), which is 1.3 Somoni more than in the beginning of the month. Compare to the prices of last year, there was an increase of 39% for wheat flour produced locally, and 35% of wheat flour imported from Kazakhstan.

In January – February 2013, the average price of imported oil products dropped by 2.4% in comparison to the same period of last year and was 1,125 USD per ton. During this period 30,600 tons of fuels of all types were imported which is 18.2% less than last year. A total of 13,900 tons of diesel fuel was imported at a price of 1,050 USD per ton, and 14,900 tons of petrol for 1,027 USD per ton. For more detail information please contact with MEWS Working Group at: earlywarning.TJ@gmail.com

According to the information from the Ministry of Agriculture, a total of 291,233 hectares are planned for grain production, of which 186,699 ha (169,134 ha of wheat) are to be planted in the autumn and 104,534 ha (41,640 ha of wheat) in the spring. As of 1 April 2013, a total of 199,748 ha was planted during autumn (107% of planned area) and 51,574 ha was planted to date in 2013, which is 23,334 hectares more than at the same point last year. For more detail information please contact with MEWS Working Group at: earlywarning.TJ@gmail.com

The March Famine Early Warning System Network (FewsNet) PRICE WATCH: February Food Prices, reports, “In Tajikistan wheat grain and wheat flour prices were stable between January and February 2013. Stable but high wheat prices in Kazakhstan in late 2012 and early 2013 following drought-related production losses have likely contributed to the region’s stable prices trends. The prices of the wheat, wheat flour, and rice were also stable at high levels in Pakistan in February.

The price of imported first grade wheat flour were stable in February, but well above their respective February 2012 and five-year average levels. High import prices have led traders to mix higher quality imported wheat flour with the lower quality local commodity. Wheat flour prices increased by 26 percent in Dushanbe between January and February due to this shift in trader demand. Potato prices decreased on most markets; by 10 percent in Kurgan-Tyube, for instance, due to increased supplies from Pakistan entering the regional market. However, in Gharm, potato prices increased by 12 percent due to seasonal strong demand. The price of vegetable oil and meat were stable.

Outlook. Market prices in Tajikistan will peak in March and April as households exhaust their inter stocks. Wheat grain and wheat flour prices will likely remain at their current levels in Tajikistan until the winter wheat harvest in late May and June.

Additional price increases may occur on key reference markets due to high prices in regional source markets, high marketing costs, and strong market demand as household-level stocks deplete. Fuel prices may decline due to the agreement with Russia to provide one million MT of duty free fuel during 2013, which was signed in early February and is expected to go into effect in the coming months.” The full FEWS NET report is available at: <http://www.fews.net/docs/Publications/MONTHLY%20PRICE%20WATCH%20March%202013.pdf>

Tajikistan Remote Monitoring Update for March 2013, produced by FewsNet, highlights:

- Despite high prices for wheat and wheat flour and continued high demand for imported foods, income sources in Tajikistan were seasonally normal or increasing slightly. Remittances in February 2013 were at a record high for February at 180.3 million U.S. dollars.
- Despite the slow start of the wet season in October and November, planted area is slightly above last year, and prospects for the winter wheat harvest starting in June are for near average to slightly above average production. Spring rainfall in March has been temporally well distributed, and it is expected to continue at its current. Regular pace.
- Prices of wheat and wheat flour in local currency terms are at or near record highs. However, when accounting for exchange rates, the current prices are not as high as the 2008 peak prices.” The full FEWS NET report is available at:

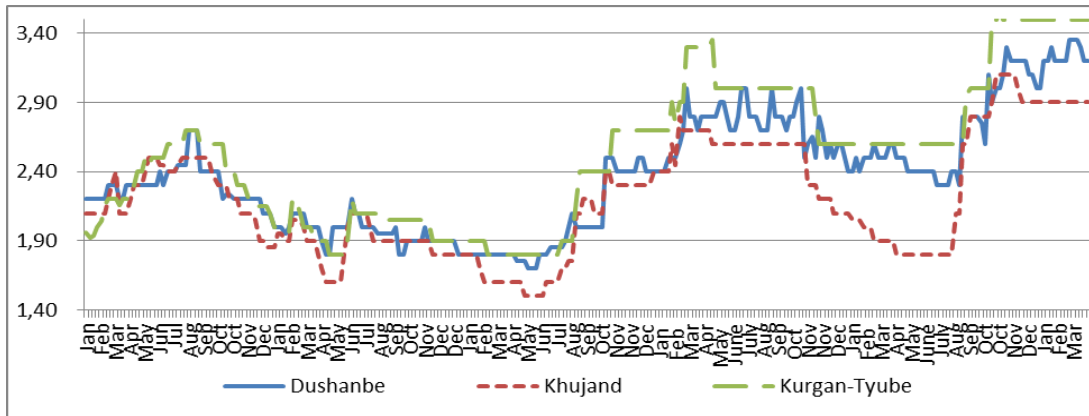
http://www.fews.net/docs/Publications/tj_profile_2013_02_en.pdf

4.2. Cereal prices ⁴

1st Grade Wheat Flour

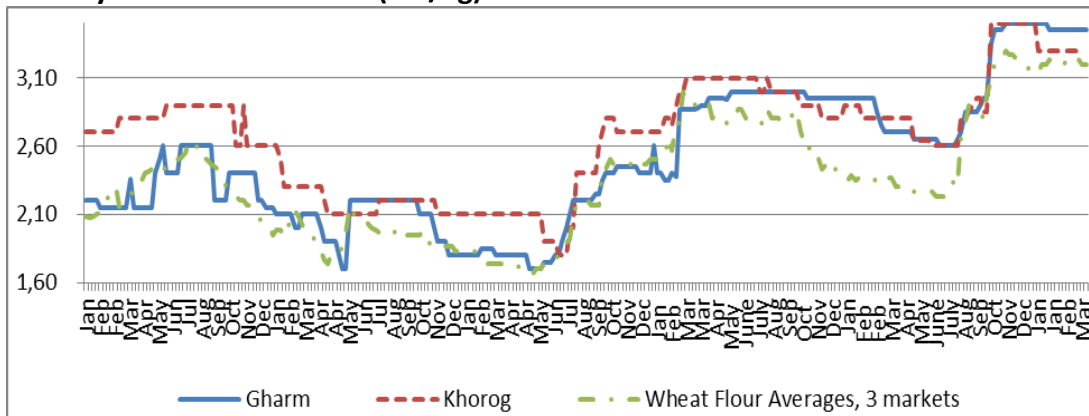
The chart below shows prices for 1st grade wheat flour in Dushanbe, Khujand, and Kurgan-Tyube from January 2008 to late March 2013. As of March, wheat prices slightly decreased in Dushanbe and Khujand compared to recent historically high prices, but remain at historically high levels in Kurgan-Tyube.

1st Grade Wheat Flour Price in Three Main Markets, January 2008 – March 2013 (TJS/kg)



The chart below provides prices for 1st grade wheat flour in two large regional markets, Gharm and Khorog, and the average price for Dushanbe, Khujand and Kurgan-Tyube. In March wheat flour prices in Gharm and Khorog remained at near historic high levels in September.

1st Grade Wheat Flour Prices in Garm, Khorog, and average of Three Main Markets, January 2008 – March 2013 (TJS/kg)

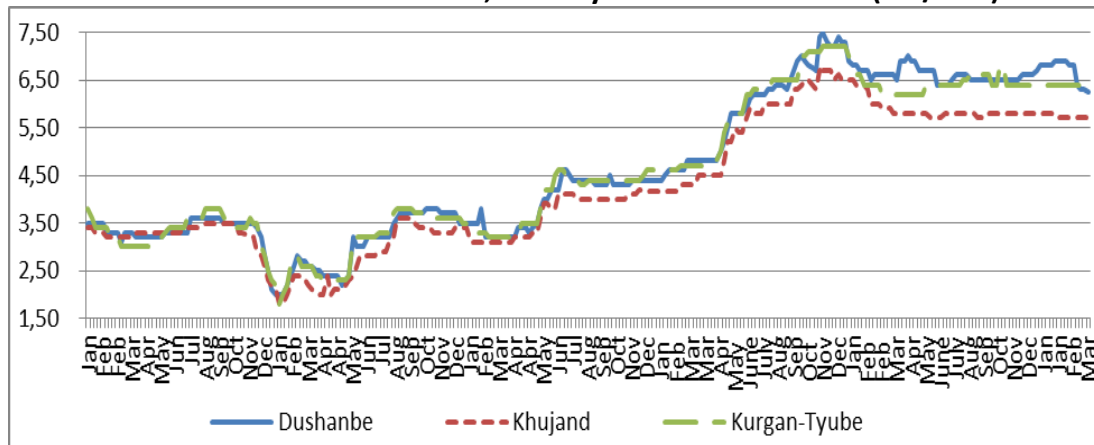
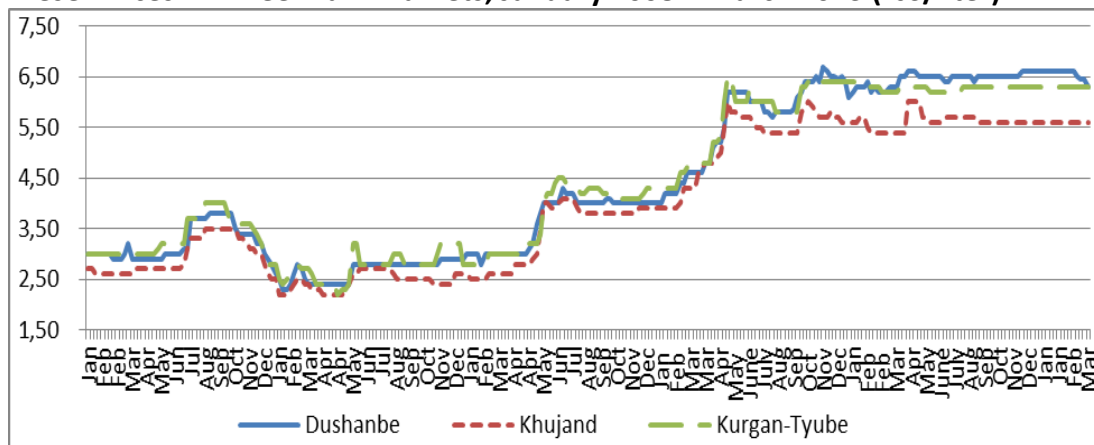


4.3. Fuel prices

During March, petrol and diesel prices decreased in Dushanbe, and remained unchanged in Khujand and Kurgan-Tyube, compared to the previous month. An expected reduction in Russian export tariffs will reportedly take effect later in 2013.⁵

⁴ Food and fuel prices are from WFP Food Security Weekly Market Monitoring, Tajikistan http://untj.org/country_context/coordination_mechanisms/agriculture&food_security/fsms/

⁵ See <http://news.tj/en/news/russia-expected-deliver-one-mln-tons-oil-products-tajikistan-free-tax-next-year>

Petrol Prices in Three Main Markets, January 2008 – March 2013 (TJS/liter)**Diesel Prices in Three Main Markets, January 2008 – March 2013 (TJS/liter)**

5. HEALTH

According to the Ministry of Health, since the beginning of 2013, 13 cases of typhoid were registered, which is 1 case less when compared to the same period in 2012.

With the beginning of spring, the risk of acute intestinal infections and water-borne diseases increases. By 1 April 2013, 2,789 cases of enteric infection were registered countrywide, 82 cases more than the same period last year.

For the first three months of 2013, 2,732 cases of hepatitis were registered, 376 cases less when compared to the same period of last year. Apart from hepatitis, there are cases of bites and saliva contact with wild and domestic animals, however the cases of bites are decreasing in comparison to last year.

It is important to note that there is a possibility of increase of risk of food poisoning due to consumption of homemade conserved products (vegetables) This year four cases of food poisoning (poisoning with botulinum toxin) have been registered, affecting 23 people.

Concerning other infectious diseases epidemiological situations in the country is considered stable.

Comparative Epidemiological Report – January to March 2012 and 2013				
#	Disease	2012	2013	Change (-), (+)
1.	Typhoid	14	13	- 1
2.	Acute Intestinal Infections	2,708	2,789	+81
3.	Viral Hepatitis	3,108	2,732	- 376
4.	Brucellosis	144	101	- 43
5.	Anthrax	0	1	+1
6.	Crimean–Congo hemorrhagic fever (CCHF)	4,079	3,590	- 489
7.	Bites, Stings	6	0	- 6
8.	Acute Respiratory Infections	0	0	=
9.	Influenza	97,443	105,123	+7,680
10.	Pneumonia	10,771	8,913	-1,858

6. ECONOMIC TRENDS

6.1. General Trends

Gross Domestic Product (GDP) in January-February 2013 continued to grow and for the two months totaled 3898.4 million somoni (818.9 million USD) an increase of 7.2%, the same rate as in 2012

Industrial enterprises in Tajikistan for the first 2 months of the year produced goods worth 1585.6 million Somoni (333.1 million USD), a growth of 2.3% compared to January-February last year. Growth in industrial production is due to improved demand in both domestic and overseas markets, which has a positive impact on all spheres of economic activity, especially in the mining sector. The share of mining products of overall production was 12.3%; the share of the manufacturing sector (food, textile, petrochemical and metallurgical industries) was 64.1% and production and distribution of electricity, gas and water supply remained at 23.6%.

The share of agriculture in GDP in January-February 2013 increased by 5.7% compared to January-February 2012. Agriculture production totalled 494.5 million Somoni (103.9 million USD), including crop production, 2.8 million Somoni (0.6 million USD), or 31.9%, and livestock, 491.7 somoni (103.3 million USD) or 6.4%.

During the reporting period, the value of investments from all sources amounted to 491.6 million Somoni (103.3 million USD) 119.6% of the corresponding period of 2012. Most investments (39.2%) were in the public sector. The private sector accounted for 23.2%, in joint ventures (12.3%), and foreign ownership (25.3%). A total of 15.9% of all investments were generated in the energy sector. In the construction of energy facilities a total of 78.2 million Somoni (16.4 million USD) was invested, including 66.5 million Somoni (14 million USD) of public and domestic private companies (85%), with foreign loans providing 11.7 million Somoni (2.5 million USD) (15%). The share of investments for the construction hydro-power facilities was 58.3% compared to the same period in 2012.

Comparing January-February 2013 to December 2012, the inflation rate in the consumer sector was 1.1%. The main contributors to inflation were paid services, comprising 5%, and food prices, 0.7%, and non-food products, 0.3%. For the same periods, inflation in the consumer sector was as follows: 1.5% in Russia, 1.7% in Kazakhstan and 1.2% in Kyrgyzstan.

According to the Ministry of Finance in January 2013 the state budget amounted to 704.2 million Somoni (147.5 million USD), or 34.1% of GDP. Income tax revenues amounted to 87%, non-tax revenue 7.3%. State budget expenditures for January 2013 amounted to 328.8 million Somoni (69 million USD), a drop of 89 million Somoni (18.7 million USD) when compared to the same period last year.

The total amount of residual credits on 1 March 2013 was 5.7 billion Somoni (1,199 million USD), an increase compared with the same date of 2012 of 17.4%. The volume of industrial loans was 1.2 billion Somoni (252 million USD), up 50.7% compared to the same period last year. The value of repaid loans was 966.4 million Somoni (203 million USD), which is 78.2% of the total value of loans issued.

Development of micro-credit, especially in remote mountainous areas, remains a priority. In February 2013, microcredit loans totaled 692.1 million Somoni (146 million USD), an increase of 54.7% compared to the same period of last year. In the remote mountain regions of the country 135.4 million Somoni (28 million USD) microloans have been issued, which is 49.3% more compared to the same period of the previous year.

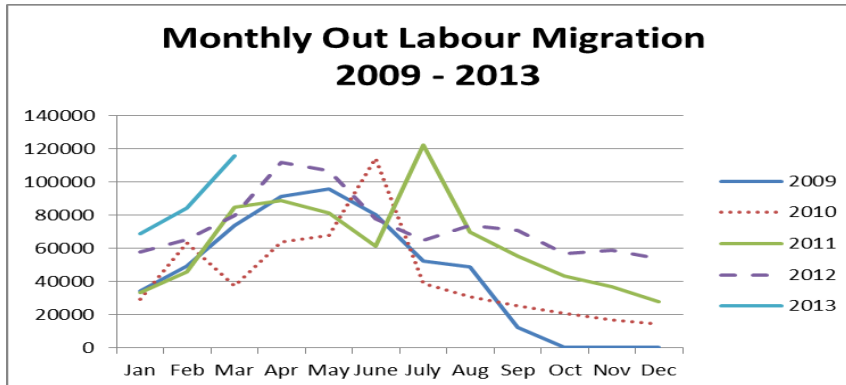
In January - February 2013, the foreign trade turnover amounted to 785.7 million USD, which is 5% less than in the same period in 2012. Export of goods amounted to 242.5 million USD and imports reached 543.2 billion USD. The trade balance was negative and amounted to 300.6 million USD.

6.2. Labor Migration

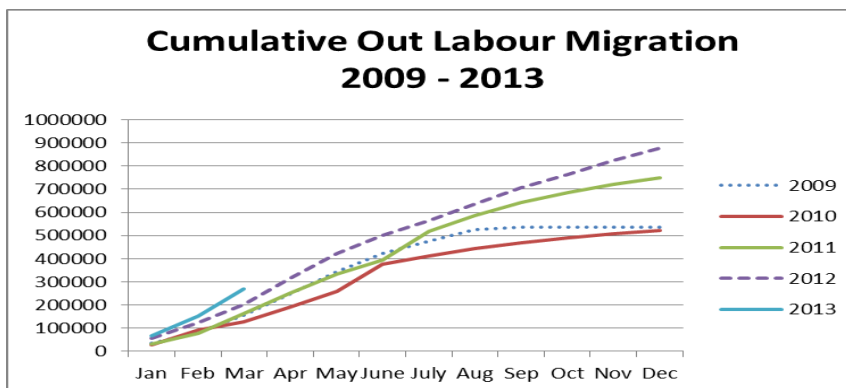
The Migration Service of Tajikistan reports that in the first three months of 2013 a total of 268,655 persons left Tajikistan, which is 32% more than in the same period of last year, and 146,552 persons returned to the country.

Labor migration from Tajikistan as per January to March 2013 (person) (“-“indicate absences of information)				Labor migration from Tajikistan as per January to March 2013 (person) (“-“indicate absences of information)		
Point of Departure and Return	Left			Returned		
	Total	Gender		Total	Gender	
		Male	Female		Male	Female
Dushanbe and DRD	78,205	62,543	15,662	50,251	37,924	12,327
Sughd Oblast	77,394	67,552	6,496	27,918	22,556	5,362
Khatlon Oblast	98,898	88,010	6,351	57,158	49,035	8,123
GBAO	14,158	10,628	2,256	11,225	8,371	2,854
Dusti Border Pint, Tursunzade	-	-	-	-	-	-
Total	268,655	228,733	39,922	146,552	117,886	28,666

The **Monthly Out Migration 2009 – 2013** chart below provides a year-to-year summary of annual out migration numbers from 2009 to 2013.



The chart **Cumulative Out Migration 2009-2013**, below, indicates that total out migration in 2013 has occurred at a rate above the past 4 years.



6.3. Employment

According to the State Agency of Social Protection, Employment and Migration, during the first three months of 2013 a total of 32,235 persons contacted the Agency for help. Of this total, 18,571 individuals were registered as job seekers and 13,178 were officially registered as an unemployed. During the first 3 months of this year, 8,400 people were provided with jobs, which is 26.0% of the total number of people who applied. The main reasons for providing a limited number of people with jobs were that most of the unemployed people do not have the necessary technical training or have lost skills due to prolonged unemployment, and the low level of wages provided by employers.

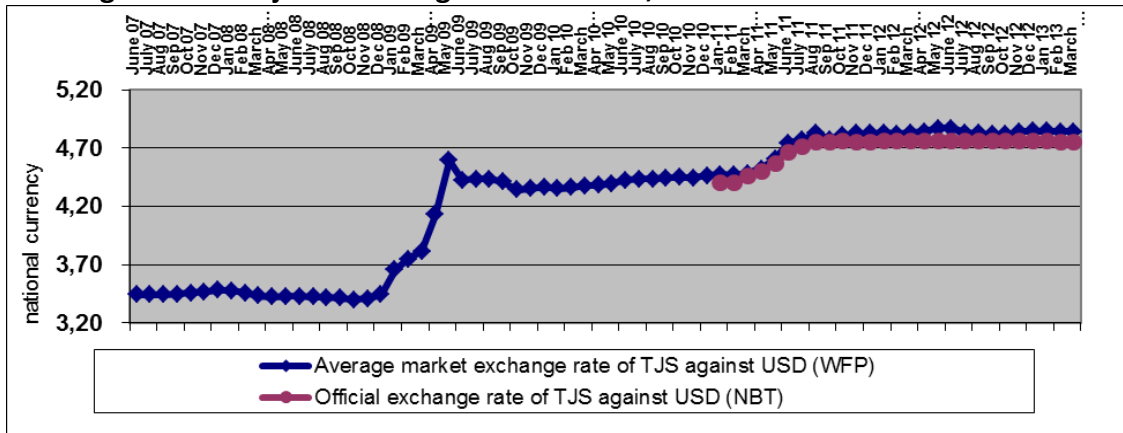
For the first three months of 2013, unemployment benefits were provided to 1,865 people for a total of 594,652 Somoni (124,786 USD). Including carryover from 2012, on 1 April 2013, a total of 77,606 persons were registered with the Agency as looking for work, including 55,394 are registered as unemployed. During the first three months of 2013, 5,175 people were sent to vocational trainings, 1,440 were people provided with social-paid (temporary) jobs and 705 people were provided with soft loans for to start business.

According to the State Agency for Social Protection, Employment and Migration, during the first three months of 2013, 51,310 new jobs were created, which is 50.2% more than in the same period of last year (34,148).

6.4. Exchange rate

The chart below provides both the official National Bank of Tajikistan's (NBT) exchange rate and unofficial (market) exchange rate monitored weekly by WFP. The NBT rate as of 1 April 2013 remained unchanged: 4.75 Tajik Somoni to one USD. The WFP reported an average market exchange rate for five markets in Tajikistan on 1 April 2013 was 4.84 Tajik Somoni per one USD.

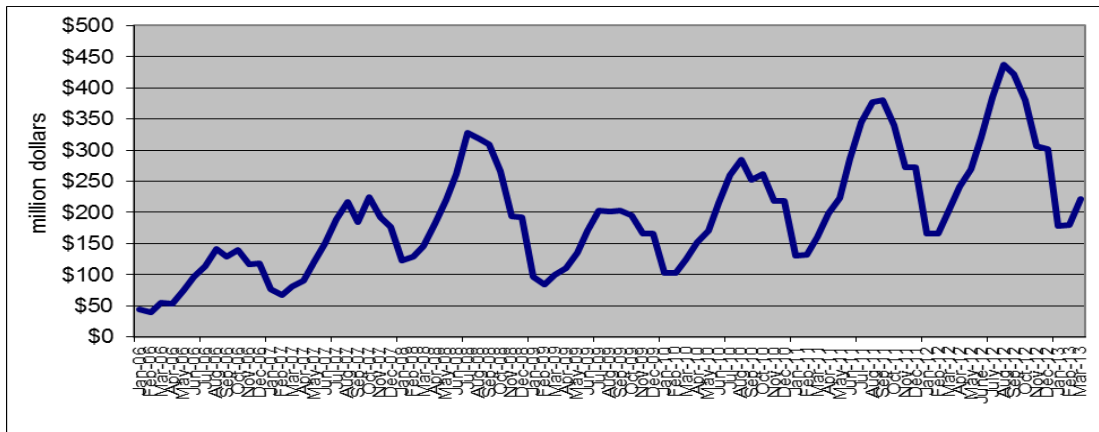
Exchange Rate of Tajik Somoni against US Dollar, June 2007 – March 2013



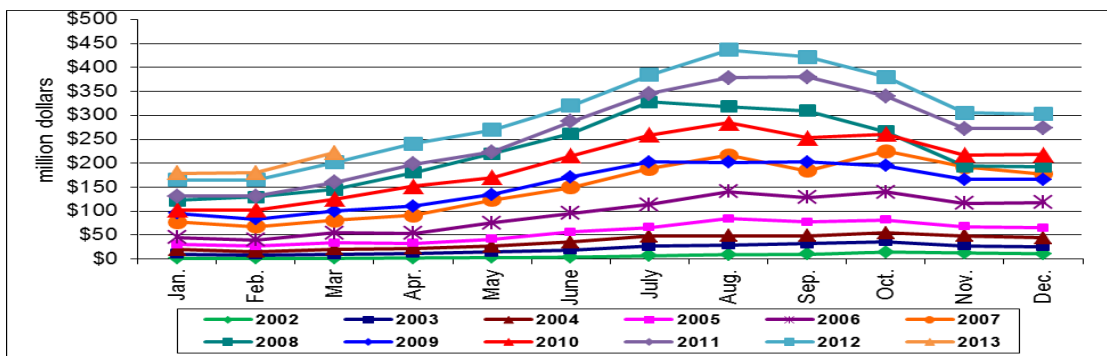
6.5. Remittances

Unofficially reported remittances in March 2013 totaled 221.8 million USD, 10% higher than for the same period in 2012. Remittances are expected to increase as seasonal labor migration increases.

Monthly Remittances, January 2006 to March 2013 (million USD)



Remittances in Tajikistan, January 2002 to March 2013 (million USD)





Annex A- Weather Forecast for April, 2013

Khatlon Province and Lower Elevations of Direct Rule Districts (DRD)

The average monthly temperature is expected for 2 to 3°C above the long term averages and range from:

- 19 to 21°C at lower elevations, and
- 15 to 17°C in the foothills.

Cold weather is expected to dominant the beginning of the month. Prevailing temperatures may be 7 to 12°C during the day time and 2 to 7°C at night. In the foothills, daytime temperatures will be 2 to 7°C and at night from 2 to -3 °C. Later in the month, temperatures are expected to be:

- During the daytime at the lower elevations from 20°C to 32°C.
- In the southern areas up to 35°C.
- At night from 8°C to 20 °C.

In the foothills, daytime temperatures will be 17°C to 30°C and at night from 7°C to 17°C.

Monthly precipitation is expected to be within the long term averages. At the lower elevations of Khatlon Province precipitation will be from 28.5 to 133.8 mm). In the foothills precipitation will be from 165.9 to 193.9 mm. At the lower elevations of the DRD, precipitation will range from 94 to 114.6 mm. Variable weather is expected during the month, with occasional showers of varying intensity, storms and wind speed from west at 15-20 m/s.

Sughd Province

The monthly average temperature is expected to be 2 to 3°C above the long term averages and be from:

- 17 to 19°C at the lower elevations,
- 7 to 10°C at the higher elevations.

The weather is expected to be cold in the beginning of the month, with daytime temperatures 3 to 8°C during day and from 1 to 6°C at night. At the higher elevations temperatures during the day are expected to be from 1 to 6°C and at night from 0 to -5°C. For the rest of the month, changes in temperatures are expected. At the lower elevations during the day, temperatures will be from 18°C to 32°C. At night temperatures will range from 8 to 19°C. At the higher elevations temperatures will be from 9 to 23°C at day time and from 2C to 12°C at night.

Monthly precipitation is expected to be within the long term averages: at lower elevations, from 18 to 50 mm, at higher elevations from 46 to 60 mm. During the month, variable weather is expected with occasional showers of varying intensity and enhancement of westerly winds up to 15-20 m/s. In the second and third decades there is a possibility of intense rains.

Higher Elevations of DRD and Western Regions of Gorno-Badakhshan Autonomous Oblast

Monthly average temperatures are expected to be 1 to 2°C above the long term averages, and will be from 10 to 15°C. Cold weather is expected in the beginning of the month, when prevailing daytime temperatures will be 5 to 10°C. At night time temperature will be from 0 to 5°C. At higher elevations of the DRD, temperatures can be expected to drop to 0 to -5°C. During the month, temperatures will fluctuate from 14 to 27°C during the day and from 3 to 14°C at night

Monthly precipitation is expected to be within the long term averages, and close to norm at the higher elevations of DRD and will be: in western GBAO from 42.1 to 49 mm, in DRD from 42 to 166.8 mm. Unstable weather is expected with precipitation mainly in the form of rain. During periods of precipitation western winds may reach up to 18-23 m/s.

Eastern Regions of GBAO

Monthly average temperatures are expected to be 1 to 2⁰C above the long-term averages, and will be from -1 to 3⁰C. Cold weather is forecasted in the beginning of the month, day time temperatures can be from -2 to 3⁰C, and nighttime temperatures will be from -10 to 15⁰C. During other days of the month, temperatures are expected to range from 5 to 17⁰C during the day and from -2 to -8⁰C. Monthly precipitation is expected to be within the long-term averages, or from 7 to 11mm.

The aim of the Tajikistan Monthly Monitoring and Early Warning (MEW) Reports is to provide regular information and succinct analysis on the evolution of natural, economic, food-related, energy-related and other risk factors in Tajikistan. Data and information in this report are provided by different sources and compiled by the MEW Centre Group of Experts from Government organizations and agencies, and UN Agencies in Tajikistan. The members of the Working group of MEW centre include the following organizations and agencies:

Ministry of Economic Development and Trade, RT

Ministry of Energy and Industry, RT

Ministry of Labour and Social protection of population, RT

Ministry of Health, RT

Ministry of Agriculture, RT

Ministry of Interior, RT

Ministry of Irrigation and Water Resources, RT

Committee for Emergency Situations and Civil Defense at the Government of RT

Statistical Agency under the President of RT

Migration Service at the Government of RT

National Bank of Tajikistan

OJHC «Barki Tojik»

OJSC «Tajiktransgas»

Chief Department of Geology at the Government of RT

State Agency for Hydrometeorology

State Agency of Social Protection, Employment and Migration State

Institute of Geology, Seismic construction and seismology, Academy of Sciences, RT

The United Nations Development Program in Tajikistan and Monitoring and Early Warning Center at MEDT are not responsible for the quality or accuracy of the data provided by external sources or the analysis contained in this report.



Report is available on the website:

<http://untj.org/index.php/coordination-mechanisms/disaster-management/monitoring-a-early-warning-system/54-compound-crisis-in-tajikistan/260-monitoring-a-early-warning-system-in-tajikistan>

<http://www.medt.tj/en/index/index/pagelid/791/>

Contact information:

Ministry of Economic Development and Trade of Tajikistan
37, Bokhtar St, 5th floor, room # 506. Dushanbe 734002,
e-mail: earlywarning.TJ@gmail.com
Tel. (992 37) 227-36-04

UNDP Disaster Risk Management Program, Monitoring and Early Warning Unit (MEW)
91/10 T. Shevchenko str. Dushanbe 734019
e-mail: earlywarning.TJ@undp.org
Tel: (992 47) 6005912 Mobile: (992 91) 842-19-62